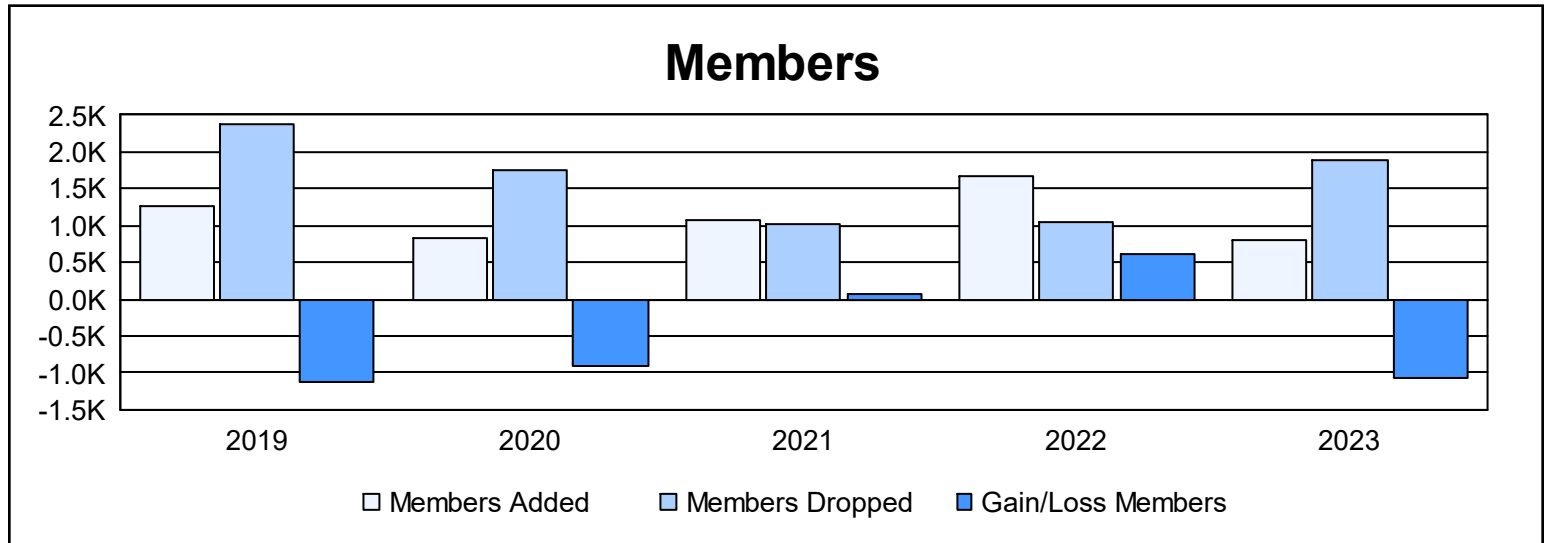
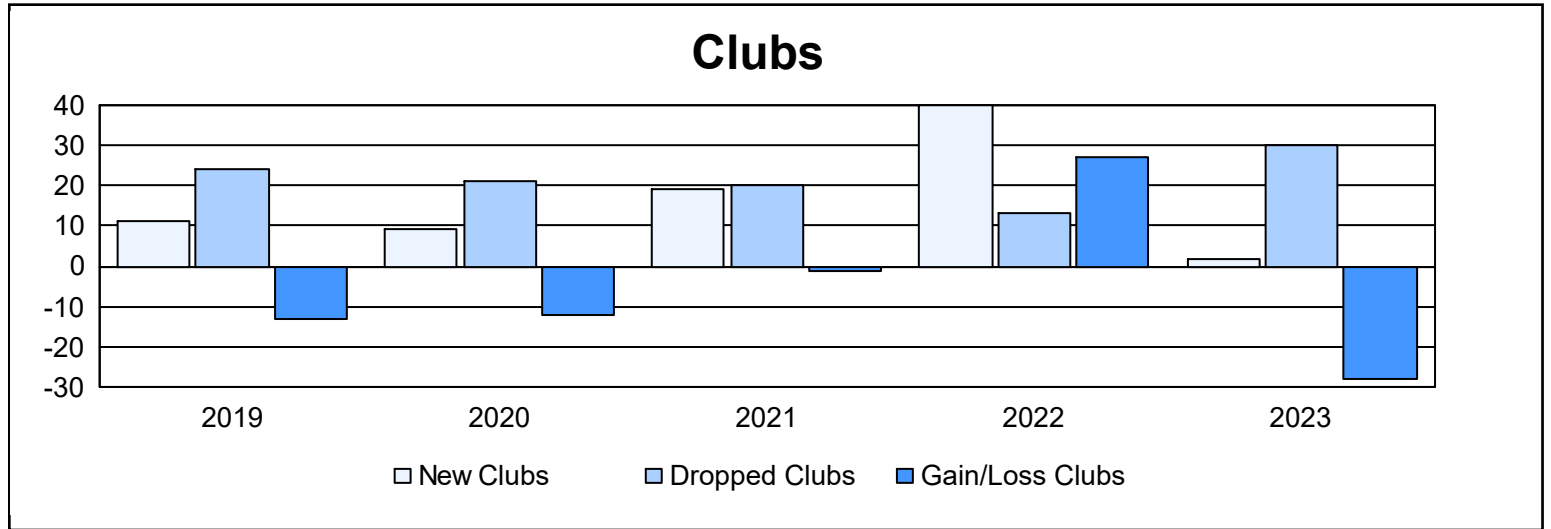
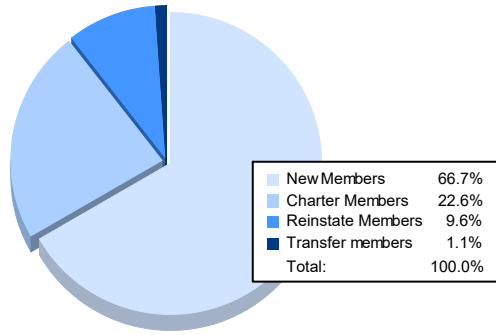


Year	New Clubs	Dropped Clubs	Gain/ Loss Clubs	New Members	Charter Members	Reinstate Members	Transfer Members	Total Member Added	Total Members Dropped	Gain/ Loss Members
2018-2019	11	24	-13	610	409	222	15	1,256	2,381	-1,125
2019-2020	9	21	-12	407	294	90	46	837	1,746	-909
2020-2021	19	20	-1	545	479	50	12	1,086	1,024	62
2021-2022	40	13	27	624	953	75	13	1,665	1,047	618
2022-2023	2	30	-28	543	184	78	9	814	1,886	-1,072
Average	16	22	-5	546	464	103	19	1,132	1,617	-485



Membership Composition June 2023 Cumulative



Gender Composition June 2023 Cumulative

